

colorlab

PRIVATE LABEL MAGAZINE

FALL/WINTER 2014

FALL LOOKS

- CENTER STAGE
- EYE CANDY
- RISING STAR

NEW PRODUCTS

VEGAN COLLECTION
ULTRA MOISTURE LIPID COMPLEX
BRIGHTENING PENCILS
AND MORE!

COLORS!

ColorlabPrivateLabel.com

FALL/WINTER 2014

Let's push the limits of color this season... dazzling graphic eyeliners in attention grabbing colors of **TURQUOISE**, **ELECTRIC BLUE**, **NEON RED**, smoldering **EMERALD** are a major trend this Fall. Classic black eyeliner still reigns, with the newest trend of applying liner to top and bottom lashes forming a double wing. Don't forget the fun new trend for the young at heart is false doll-like, double-decker lashes.

The Fall 2014-2015 palette is characterized by color. Colored eye shadows in greens, blues and purples make an eye catching winter palette, along with last season's **BRONZE** and neutral **EARTH TONES**. Beautiful metallics in shimmering **GRAY**, iridescent **SILVER** and **BLUE** will amp up the glam factor during the holidays. Fall lip colors range from bright **RED**, **BERRY-PLUM**, vampy oxblood to soft, barely there **NUDES**. Adding a bold pop of color to the face will liven up a winter wardrobe and help kiss away the winter blues.

“People will stare,
make it worth their while.” Harry Winston

A flawless, radiant complexion will portray youth and perfection. Winter can rob skin of moisture, making skin appear dull and dehydrated. To boost skin's natural glow and restore moisture, layer products like **Daily Dose**, which contains Sodium Hyaluronate and **Fringe Benefit** to lock in moisture and provide a smooth texture for foundation.

Hints of **METALLIC** to splashes of **ELECTRIC** shadows and radiant skin are this season's must-have trends.

We have taken the catwalk and translated it into everyday makeup so it can be adapted for your clients.



COMPLIMENTARY

COLORS

All colors can evoke certain emotions or feelings and can be used as a form of self expression, especially with cosmetics. Although there are a dizzying array of eye shadow colors that can be customized, choose one that will compliment the color of your eyes. Wearing a shadow color that is opposite of your eye color will make your eyes pop. If you do not have a colorwheel on hand, here is a quick tip list.



GREEN EYES: Plums, violets and various shades of purple will really make green eyes stand out. Sepia, rust, copper and deep green are also complimentary. Avoid silver, blues, whites and pastels as they can make eyes look washed out.

BROWN EYES: Brown eyes are the easiest to compliment as they look great in all shades of bright colors. Teal, green, purple and pink will really make them pop, as well as bronze, peach, green, and navy.

HAZEL EYES: Gray, burgundy and deep purple best compliment hazel eyes and will bring out the gold flecks in hazel eyes. A bright green will enhance the green flecks in hazel eyes.

BLUE EYES: Since blue is naturally cool, warm shades of gold, bronze, copper, terra cotta, peach or light orange are the best complimentary colors to make blue eyes pop. Browns with purple, slate and silvery blue are cooler colors that are complimentary and will also enhance blue eyes.

2 NEW EYE BRIGHTENING PENCILS

love it! ↓

Look bright eyed and bushy tailed, no matter how you feel! Our waterproof **Eye Brightener pencils** are pigment rich and glide on smoothly to quickly correct inner eye area darkness. Eye Brighteners can also be used on the inner moist rim for a wide eyed look. Stroke it on under the brow bone to make eyes appear larger and to define the brow line. Available in Matte or Pearl.

New!



2014
FALL/WINTER
READY-TO-WEAR
COLLECTION



New!

ANGELIC BLUSH

CENTER STAGE

Prepare face for mineral powder foundation by applying **Double Back Beauty Balm**; pat on a few drops of **Fringe Benefit** to lock in moisture. For naturally blushed cheeks, lightly apply **Angelic Blush (New)** in a "C" shape, starting at the cheekbones down to the tip of the nose and upwards again. Apply **Aquamarine Eye Shadow** to eye lid with the **In the Shadow** brush. Next, blend **Left Bank Eye Shadow** into the crease and down onto the lid with either the **Socket to Me** or **Divide and Contour** brush. With the **Cast a Shadow** brush or the **Socket to Me** brush, apply **Night Tides Eye Shadow** to outer corner of eye and slightly back into the crease. Take the **All Over It** brush and softly blend the colors together. Line top lashes with **Emerald Gel Liner**, flicking line up slightly at the outer corner. Smudge **Night Tides Eye Shadow** under the lower lashes to create a finished and smokey look. Line lips with **Merlot** and apply **Maraschino Lipstick (New)** Top with **Black Currant Lip Gloss. (New)**




CENTER STAGE:RTW

This eye-catching autumn palette in hues of green, smudged and blended to perfection, will make your eyes the center of attention.

Eye Shadows



AQUAMARINE
(PALE BLUE GREEN MATTE)



LEFT BANK
(NEUTRAL, TEAL SHIMMER)



NIGHT TIDES
(GRAY, GREEN MATTE)

Blush



ANGELIC
(SHEER BRIGHT PINK SHIMMER)

Lips

VEGAN FRIENDLY



MARASCHINO
(SHEER CHERRY RED)



BLACK CURRANT
(DEEP PURPLE SHIMMER)




MERLOT
SKETCH STICK™ LIP PENCIL
(CRANBERRY)



Eye Liner



EMERALD
LUXURY LINER GEL



Due to printing process actual colors may vary



New!

EYE CANDY

Prime skin and apply custom blend foundation. For the perfect finish, top it off with a **High Definition** custom finishing powder and **Rumor Blush** on the cheeks. Prime eyes with **Sensational Eyes** and then apply **Pink Cloud Eye Shadow** to the entire eye with the **All Over It** brush. Using the **Cast A Shadow** brush, apply the **Taboo Eye Shadow** starting at the outer corner of eye and blending back into the crease. Reload brush with **Taboo** and re-apply for more intensity. Use the **Detail Oriented** brush and lay down more of the **Pink Cloud Eye Shadow** to the top inside corners of the lid. Add the **Pearl Eye Brightener** to the inner tear ducts and along inside of lower lid to make eyes appear larger. For an edgy eyeliner look, use the **Lush Black Gel Eyeliner** or the **Black Cake Mineral Eyeliner** and extend liner out in a sharp point from the middle of the lid to slightly beyond the outer corner. Complete this look with **Mulberry Lipstick** or a touch of **Nudist Lip Gloss**.

Eye Shadow Primer



SENSATIONALEYES™

EYE CANDY

Purple in all varieties is the color of the season and this pairing of soft lilac and violet-purple make a striking combination. Sweet meets edgy when you add graphic black eyeliner.

Face



HD FINISHING POWDER
(RTW FLAWLESS FINISH)

- ¼ tsp Moonlight Pearl
- ¾ tsp Translucent
- 1 tsp High Definition Powder

Blush



RUMOR
(RTW ANGELIC)

- ¾ tsp Light Mineral Powder
- ¼ tsp Tourmaline
- 1 tsp Fuchsia

Lips



MULBERRY
(RTW URBAN CHIC)

- Organic Base
- .50+.25 Wineberry
- .50+.25 Mahogany
- .25+.25+.125+.125 Brown
- .25+.125 Blackberry
- .25+.125 Black

Eye Shadows




PINK CLOUD
(RTW BABY DOLL, PRINCESS, OR INGÉNUE)

- ½+¼ tsp Alabaster
- ¼ tsp Rose Gold
- ⅛ tsp Rubellite
- ⅛ tsp Crystal
- ¼ tsp Champagne



NUDIST LIP GLOSS
(RTW ZERO GRAVITY)

- Glace Base
- 1 drop Cocoa
- 1 drop White
- 1 drop Sapphire
- 1 tiny Crystal
- 3 tiny Champagne



TABOO
(RTW BERRY EXCLUSIVE)

- ¼ + ⅛ tsp Rose Quartz
- ½ tsp Amethyst
- ¼ tsp Rose Gold
- ⅛ tsp Rubellite
- ⅛ tsp Garnet
- 1 tiny Matte Blue
- 1 tiny Matte Red

Eye Liner



LUSH BLACK
GEL EYE LINER



Due to printing process actual colors may vary



RISING STAR

Prepare skin and apply custom foundation or custom tinted BB cream with the **Get Even** brush. Use the same brush and apply custom illuminating cream to the high points of the face. Sweep **Cameo Blush** onto the apples of the cheeks with the **You're Blushing** brush. Prime eyes with **Sensational Eyes** and apply **Thin Ice Eye Shadow** to entire eye with the **In the Shadow** brush. Apply **Starry Night Eye Shadow** to the upper lash line with a dampened brush or with **Stuck on You**. Depending on the desired thickness of eyeliner, choose either the **No Time Line** brush, **It's a Fine Line** brush or the **Hide and Conceal** brush. Smudge **Marble Sketch Stick** under lower lashes. Apply **Eye Brightening Pencil** in **Pearl** to the inner corners of the eye. Fill in eyebrows with the **Arch-ology Brow Pencil**. Apply **Tender Lipstick**, top it with a touch of **Copy Cat Lip Gloss** and you are out the door!

RISING STAR:

Reflections of silver and blue metallic add a touch of glamour to the holiday season. Let your beauty shine through with radiant skin, glowing cheeks and a soft lip.

Illuminator




Hot!

CREAM HIGHLIGHTER
(RTW GLISTEN-UP)

- 8 ml Thinner
- 10 ml Pearl Toner
- 3 ml Oil Free Beige
- 1 tiny Botanical Crème Complex
- .5 Texturizer
- 2 tiny Morganite
- 1 tiny Rose Gold
- 2-3 drops Thickener

Blush



CAMEO
(RTW ECSTASY)

- 1/2+1/8 tsp Translucent
- 1/8+1/4 tsp Moonlight Pearl
- 1/8+1/4 tsp Rose Gold
- 1/8+1/4 tsp Rubellite
- 1/8 tsp Sand
- 3 tiny Sunstone

Lips



TENDER
(RTW COLETTE)


- Butter Base
- .25 + .25 Peach
- .125x4 Russet
- 2 drops Blackberry
- 1 lg scoop Pink Frost

Eye Shadows



THIN ICE
(RTW COOL BLUE ILLUSION OR WINK)

- 1/8+1/4 tsp Silver
- 1/4 tsp Azurite
- 1/4 tsp Opal
- 1/2 tsp Alabaster
- 1/8 tsp Diamond Dust
- 2 tiny Matte Blue



STARRY NIGHT
(RTW MIDNIGHT)

- 1/2 tsp Onyx
- 1/4 tsp Matte Blue
- 1/4 tsp Diamond Dust
- 1/8 tsp Azurite
- 1/8 tsp Rose Gold
- 1/8 tsp Opal



COPY CAT GLOSS
(RTW LIVE IT UP)

- Lip Polish Base
- 1 small scoop Rose Gold

Eye Brightener



PEARL

Eye Liner

MARBLE SKETCH STICK™



Eye Brow

ARCH-OLGY





READY-TO-WEAR

LIPID COMPLEX




NEW MINERAL POWDER PRESSED BLUSH

Our pressed mineral blush is a luxurious formula free of oils, talc and fragrance. These blushers give the skin a natural vitality and a fresh glow. Micro-fine, sheer and silky, these easy to wear shades add the perfect touch of color.



RIVIERA
Terra Cotta - matte



ANGELIC
Pink Shimmer - sheer

NEW LIP GLITZ ultra high shine gloss is brilliant and transparent. They can be worn alone for a sheer shine or layered on top of a favorite Colorlab lipstick for a beautiful lacquered finish.



BLACK CURRANT
Blackberry shimmer



ZERO GRAVITY
Light nude shimmer

N NEUTRAL W WARM C COOL

CUSTOM BLEND

ULTRA MOISTURIZING FOUNDATION MODIFIERS

Ultra Moisture Lipid Complex

The newest introduction to the custom blend foundation system and is packed with 15 power ingredients which nourish and protect dry, dehydrated skin. This lightweight lipid is perfect for clients requesting moisturizing benefits to their foundation without feeling heavy on the skin; as the foundation glides on the skin and the lipid goes to work.

Age Refining Foundation

This unbelievably silky formula creates a natural radiance that captures and reflects light to reveal the look of hydrated, luminous skin. The nourishing formula contains Copper, Zinc and Manganese which reduces fine lines and wrinkles, firms, protects against oxidative stress, repairs DNA and neutralizes free radicals; coupled with Licorice Root Extract and Bearberry Extract which will lighten and brighten the skin restoring overall radiance. The one-of-a-kind **Ultra Moisture Lipid Complex** strengthens and moisturizes with its medley of lightweight lipids and tons of vitamins for totally flawless, younger looking skin. Finally, it is finished off with the 'flash' firming effect of the Soy Protein. Get ready for a more hydrated and luminous you!

- 30 ml Enriched Base
- Toners as needed
- 2-4 pumps Pearl Toner
- 1.0 ml **Ultra Moisture Lipid Complex**

If using the 4 oz. bottle, use 3 pumps = 1.0 ml

- 1.0 ml Copper Peptide Multi Mineral Complex
- 1.0 ml Ultra Firming Botanical Complex
- 0.5 ml Ultra Lightening Botanical Complex



Available in 1 oz. & 4 oz.

Ultra Moisture Lipid Complex: Grape Seed Oil, Apricot Kernel Oil, Sweet Almond Oil, Camellia Kissi Oil, Virgin Jojoba Oil, Carrot Oil, Olive Fruit Oil, Refined Wheat Germ Oil, Refined Corn Germ Oil, St. John's Wort Oil, Borage Oil, Carotene Oil, Vitamin A Palmitate, Vitamin E and finally Parsol MCX which is excellent UVB filter.

NEW NATURAL VEGAN LIPSTICKS

Our natural lipstick caresses and cares for the lips. These pure mineral lipsticks offer brilliant color and natural moisture with Vitamin E coupled with Organic Grapeseed and Organic Jojoba Oils. Created with organic oils and natural waxes, these lipsticks moisturize and smooth the lips. This product is paraben and gluten-free.

VEGAN FRIENDLY

- N** NEUTRAL
- W** WARM
- C** COOL



MARASCHINO
Cherry Red
sheer



REBEL
Maple
sheer



TWIST AND SHOUT
Nude Peach
sheer



REALITY CHECK
Plum Brown
sheer



EASY STREET
Frosted Mauve
sheer

NEW VEGAN FRIENDLY NAIL POLISH SHADES

These classic and trend-setting shades are straight from the runway and packaged in our signature square bottle with a matte, platinum metal cap. Our state-of-the-art formula strengthens and moisturizes nails as it delivers long-wearing, high-shine, chip-resistant color. The polish applies evenly without streaking, due to our larger, flexible brush. Take them for a test drive and see for yourself. Free from the harsh chemicals Toluene, Formaldehyde, Formaldehyde Resin, DBP (Dibutyl Phthalate) and Camphor.



JET SET
Beige Taupe



MR. SHADY
Mauve Taupe



MONKEY BUSINESS
Chocolate Brown



MOVING METAL
Silver shimmer



SECRET AGENT
Pewter shimmer



OL' BLUE EYES
Navy shimmer



CAT'S MEOW
Violet shimmer



HOT TO TROT
Sherry shimmer



VEGAN COLLECTION

Due to printing process actual colors may vary



COLORLAB COSMETICS
1112 FIFTH AVE
ROCKFORD IL 61104

PRST STD
US POSTAGE
PAID
ROCKFORD, IL
PERMIT #1244

EDUCATION:

VIRTUAL TRAINING

Colorlab Cosmetics is excited to announce that we are now offering Virtual Training using WWW.ZOOM.US for our new and existing customers. With this site, we can connect with multiple computers, allowing your employees to train from various locations, yet still be together as a group.

A convenient way to interact directly with one of our professional instructors or sales associate. The perfect tool for learning about your new custom blend system, airbrushing or a bridal make-up course. Even if you need a refresher course, we are here to help you succeed. Call your Account Representative to schedule a training today! (Additional fees may apply)

COLORLAB TRAINING DVDS

Training DVDs are available for Colorlab's Custom Blend Lipstick, Mineral and Foundation Systems. The training DVDs are divided into sections that coordinate with the System Manuals to replicate the face to face training experience.

FOR MORE INFORMATION PLEASE CALL **800-790-2417**.

COLORLAB EMAIL UPDATES

Our monthly email updates include promotional ideas and special sales offers. If you haven't been receiving these updates, then we don't have your email address!

Please email or call your account representative to get on our list today!

ONLINE CATALOG & NEWSLETTER IMAGES



Visit the Colorlab Private Label online catalog and find newsletter images you can print at ColorlabPrivateLabel.com

PHOTOS: The Fashion Group International, Inc. 2014

MIX•OLOGY

By request, we have created a custom matte finish primer. Lightweight, oil free, with an ultra smooth texture, it glides onto skin leaving a velvety matte finish.

Imperfections are blurred, pores are less visible, and the appearance of fine lines and wrinkles vanish instantly. Wear alone, under or on top of foundation for silky-smooth skin.

MATTE PRIMER

- 35 ml Fringe Benefit
- 3 large scoops Flawless Finish
- Package in 1oz. Airless Pump Bottle

TRAVEL SIZE

- 10 ml Fringe Benefit
- 1 small scoop Flawless Finish
- Package in wand applicator (LC14)



SHOW US YOUR STUFF & WIN!

Send in the Mixology recipes you've created using Colorlab Private Label Custom Lip, Mineral or Foundation systems. Our staff will test the products and select a winner from all those received. The winner will receive a \$100 credit towards Colorlab products and have their product featured in our Newsletter. PLEASE SUBMIT YOUR RECIPES BY **NOVEMBER 1, 2014**.

SEND ENTRIES TO:

Colorlab Private Label Mixology
Show Us Your Stuff
1112 Fifth Ave
Rockford, IL 61104

ALL CUSTOM BLEND CREATIONS AND LOOKS CREATED BY COLORLAB PREMIER MAKE-UP ARTIST ANDI WARD.